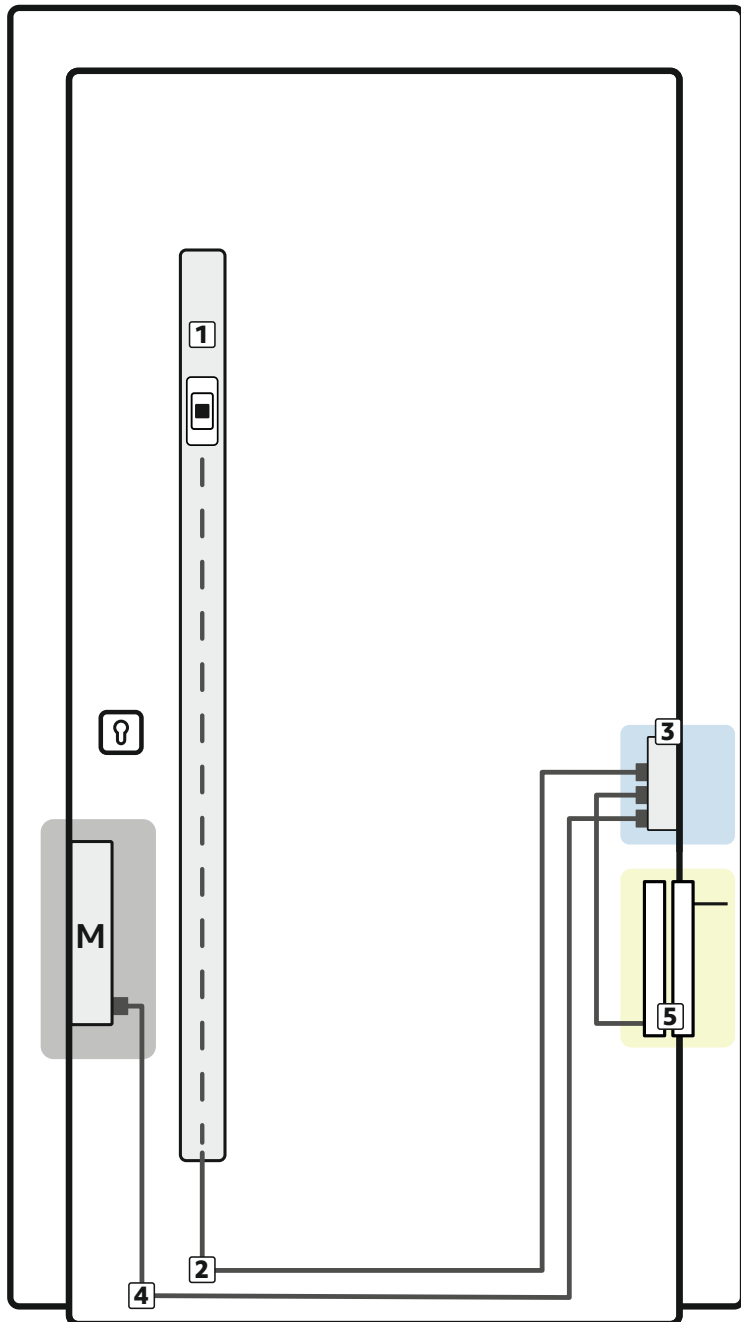


# Wiring diagram ekey dLine/KFV Genius A



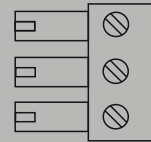
YOUR FINGER. YOUR KEY.

ID364/753/0/714: Version 1, 2021-01-25



## Connection to the motorized lock

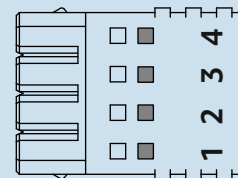
4



| Pin | Color | Description           |
|-----|-------|-----------------------|
| 2   | white | VDC (+)               |
| 3   | brown | GND (-)               |
| 4   | green | Switching impulse (+) |

## Connection to the control unit

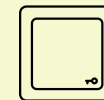
4



| Pin | Color | Description           |
|-----|-------|-----------------------|
| 4   | -     | Do not assign         |
| 3   | green | Switching impulse (+) |
| 2   | brown | GND (-)               |
| 1   | white | VDC (+)               |

## Connection to the electrical installation

| Color  | Description   |
|--------|---------------|
| white  | VDC (+) (24)  |
| brown  | GND (-)       |
| green  | Do not assign |
| yellow | Do not assign |
| blue   | Input         |
| gray   | Input         |
| pink   | Do not assign |
| red    | Do not assign |



Potential-free request-to-exit button for manual door opening

⚠ Each unused core must be insulated separately! ⚠

### ⚠ DANGER

**Risk of electrocution:** All ekey devices are to be operated with Safety Extra Low Voltage (SELV). Only use power supplies rated protection class 2 with safety approval according to EN 62368-1.

Failure to do so will create a risk of fatal electrocution. Only certified electricians are authorized to carry out electrical installation work on mains systems.

### ⚠ ATTENTION

**Property damage in the event of incorrect mounting and wiring:** The system devices are operated using electricity. They could be destroyed if they are mounted and wired incorrectly. Mount and wire the system devices correctly before connecting the power.

### 📖 NOTICE

This wiring diagram is not subject to updating. We reserve the right to make technical modifications and change the product's appearance; any liability for errors and misprints is excluded.

- 1 ekey dLine fingerprint 201001 (450007)
- 2 ekey dLine cable FP 20130x or 20132x
- 3 ekey dLine controller 201201 (450008)
- 4 ekey dLine cable MT 201342
- 5 ekey dLine cable transfer 201401